

Imported 3.5mm Attenuators, 2W, 5W, 10W



Frequency: DC ~ 26.5 GHz

P/N: IHPA-S1...3.5 Series



Impedance : 50 Ω

Operating Temp : -55°C ~85°C

Ordering Code	Freq. (GHz)	VSWR (max)	Figure	Avg. Power (W)	Attenuation and Accuracy (dB)				Connector
					1-9	10	20	30	
IHPA-S1-2-XX-26.5-3.5	DC-26.5	1.25	Fig 1	2 ¹⁾	-0.3/+1.0	-0.3/+1.0	-0.3/+1.0	-0.3/+1.0	3.5(M)-(F)
IHPA-S1-5-XX-26.5-3.5	DC-26.5	1.25	Fig 2	5 ²⁾	±1.0	-0.5/+1.2	-0.5/+1.2	-0.5/+1.2	3.5(M)-(F)
HPA-S1-10-XX-26.5-3.5	DC-26.5	1.25	Fig 3	10 ³⁾	±1.0	±1.0	-0.5/+1.2	-0.5/+1.2	3.5(M)-(F)

1) Average Power at 25°C ambient temperature, derated linearly to 0.5W @125°C. Peak Power is 0.5kW(5us pulse width with 0.2% duty cycle)

2) Average Power at 25°C ambient temperature, derated linearly to 0.5W @125°C. Peak Power is 0.5kW(5us pulse width with 0.5% duty cycle)

3) Average Power at 25°C ambient temperature, derated linearly to 1W @125°C. Peak Power is 1kW(5us pulse width with 0.5% duty cycle)

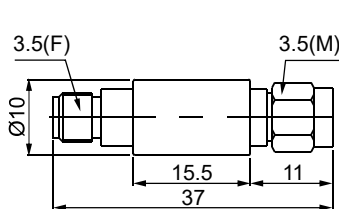


Fig 1

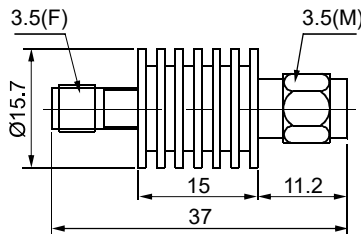


Fig 2

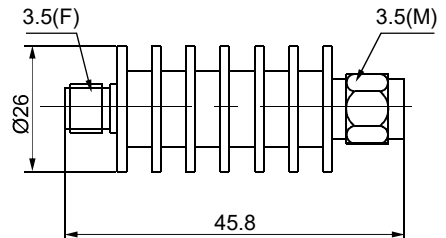


Fig 3

Cross reference is based on manufacturers datasheets and is indicative only. Customers have to verify themselves exact specifications. We accept no legal liability whatsoever for use of this cross reference by the customer. While the information, contained herein in this datasheet, has been carefully compiled to the best of our knowledge, nothing is intended as representation or warranty on our part and no statement herein shall be construed as recommendation to infringe existing patents. We accept no liability of whatsoever for any fault and errors in this datasheet. Contents of this datasheet and specifications of the products are subject to change without notice due to continuous improvement.

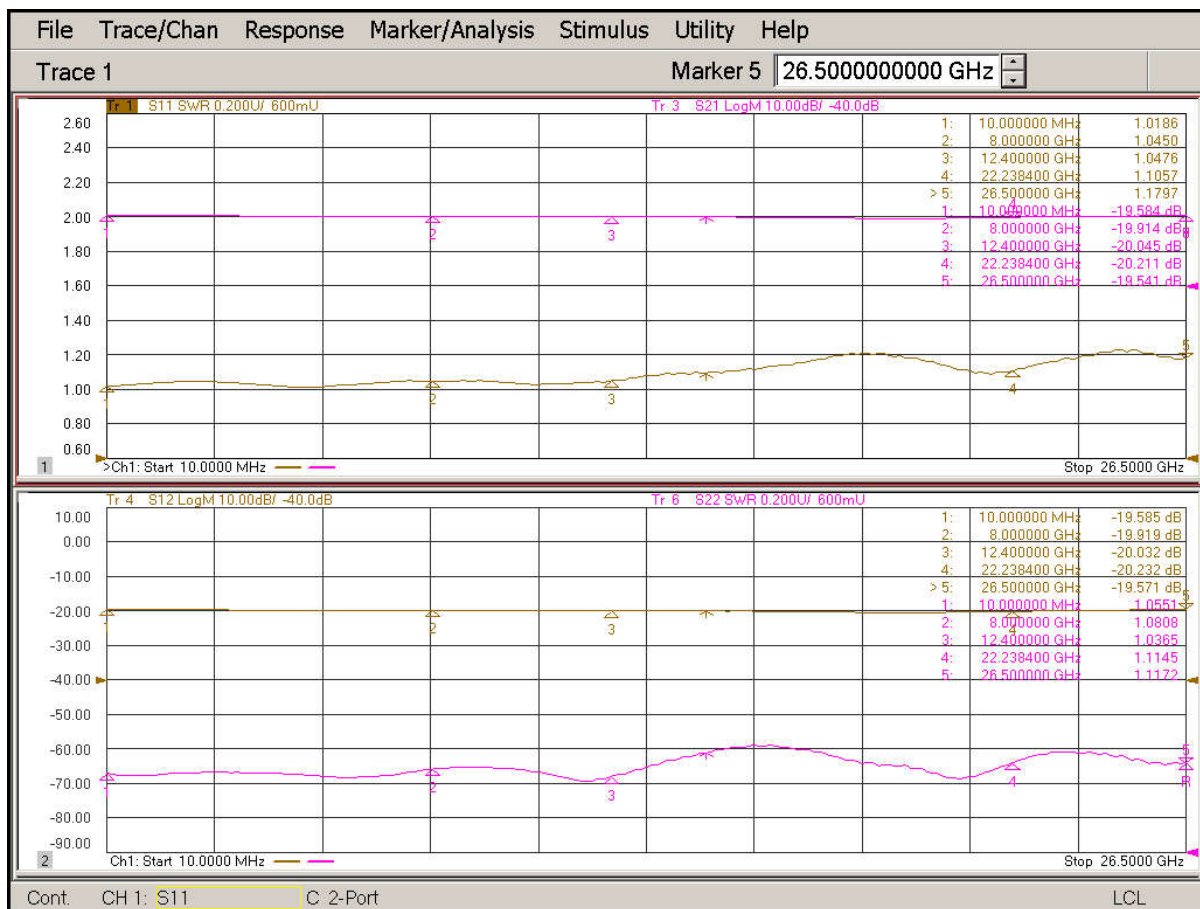
Imported 3.5mm Attenuators, 2W, 5W, 10W

Frequency: DC ~ 26.5 GHz

P/N: IHPA-S1...3.5 Series



VNA Plot for IHPA-S1-2-20-26.5-3.5 Attenuator (20dB/2W/26.5GHz)



Cross reference is based on manufacturers datasheets and is indicative only. Customers have to verify themselves exact specifications. We accept no legal liability whatsoever for use of this cross reference by the customer. While the information, contained herein in this datasheet, has been carefully compiled to the best of our knowledge, nothing is intended as representation or warranty on our part and no statement herein shall be construed as recommendation to infringe existing patents. We accept no liability of whatsoever for any fault and errors in this datasheet. Contents of this datasheet and specifications of the products are subject to change without notice due to continuous improvement.